317 hall



MOTOR FEATURES

REFERENCE NUMBER REFERENCIA RÉFÉRENCE REFERENZNUMMERN	NOMINAL VOLTAGE TENSIÓN NOMINAL TENSION NOMINALE NENNSPANNUNG	NOMINAL TORQUE PAR NOMINAL COUPLE NOMINAL DREHMOMENT NOMINAL	NOMINAL SPEED VELOCIDAD NOMINAL VITESSE NOMINALE GESCHWINDIGKEIT NOMINAL	NOMINAL CURRENT CORRIENTE NOMINAL COURANT NOMINAL NOMINALSTROM	STARTING TORQUE PAR DE ARRANQUE COUPLE DE DEMARRAGE ANZUGSDREHMOMENT	STARTING CURRENT CORRIENTE DE ARRANQUE COURANT DE DEMARRAGE ANLAUFSTROM	SHAFT EJE ARBRE WELLE	CONNECTIONS CONEXIONES CONNEXIONS ANSCHLUSSART	WIRING DIAGRAM ESQUEMA ELÉCTRICO SCHÉMA ELECTRIQUE SCHALTBILD	TRANSMISSION RATIO RELACIÓN DE REDUCCIÓN RAPPORT DE REDUCTEUR UNTERSETZUNG	APPROXIMATE WEIGHT PESO APROXIMADO POIDS APPROXIMATIF GEWICHT (ca.)	WATERTIGHTNESS GRADO DE ESTANQUEIDAD ETANCHEITE FEUCHTIGKEITSSCHUTZKLASSE	WHEEL MATERIAL MATERIAL RUEDA MATERIAU ROUE MAT. DES SCHNECKENRADES	CURVE CURVA COURBE KURVE	PULSES NUM. Nº PULSOS NUM. POLSES IMPULSANZAHL
	Un (V)	Mn (N.m./lbf.in)	nn (r.p.m.)	In (A)	Ma (N.m./lbf.in)	Ia (A)				i	P (kg/lb)	IP			
31797062000	12	4 / 35	25	2.5	12 / 106	8	E30	C30/C44	EE4	62:1	1.15/2.54	IP10	PLA	64	310
31797063000	24	4 / 35	25	1.1	12 / 106	4	E30	C30/C44	EE4	62:1	1.15/2.54	IP10	PLA	64	310

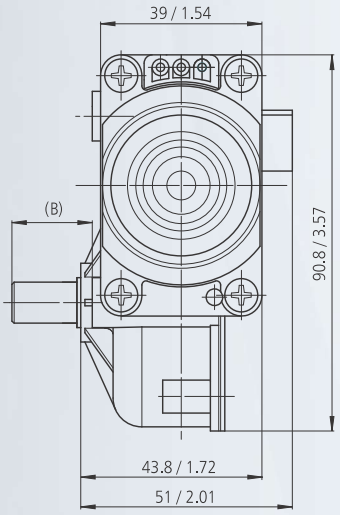

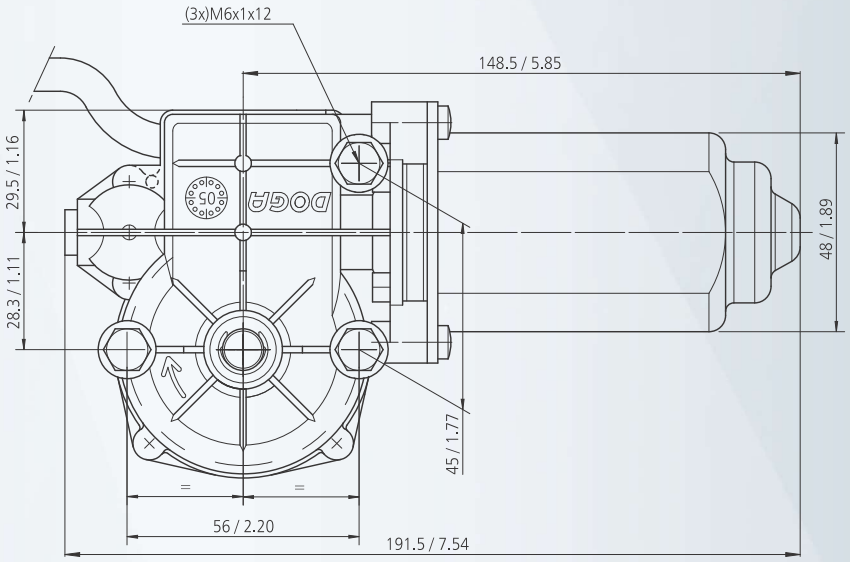

mm / inch

CONNECTIONS **CONEXIONES** CONNEXIONS **ANSCHLUSSART**

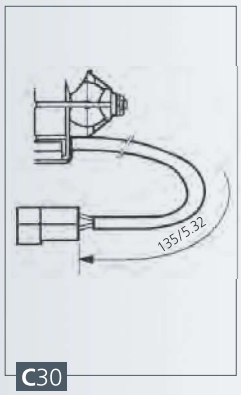

C30

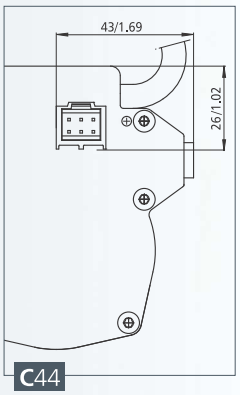

C44

PIN	*FUNCTION - FUNCIÓN*
1	-
2	OUT A
3	OUT B
4	-
5	GND
6	VCC

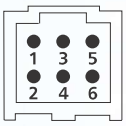

Connector MOLEX 90130-1206 and terminals 90119-2121
Counter connector (not included) MOLEX 90142-0006

SHAFT **EJE** ARBRE **WELLE**

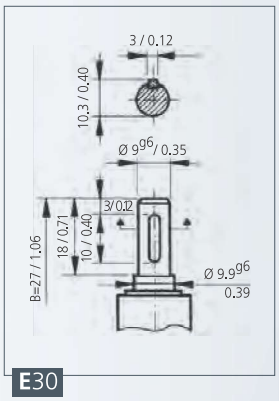

E30

CURVES **CURVAS** COURBES **KURVEN**

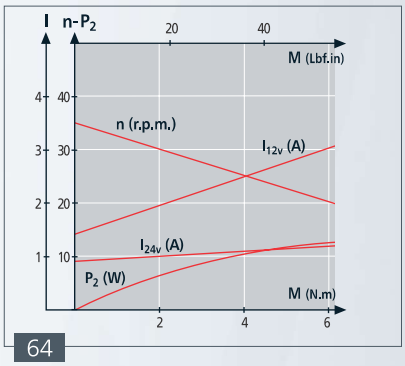

64

WIRING DIAGRAM **ESQUEMA ELÉCTRICO** SCHÉMA ÉLECTRIQUE **SCHALTBILD**

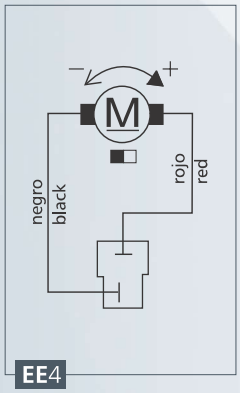

EE4

SENSOR HALL **ESQUEMA SENSOR HALL**
SCHÉME SENSOR HALL SCHALTBILD HALLSENSOR

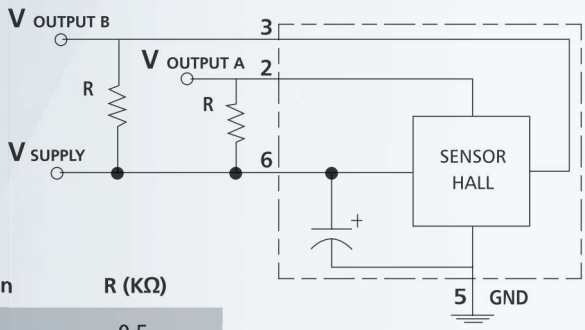

Vout = Vin	R (KΩ)
5V	0.5
12V	1.2
24V	2.4

OUTPUT SIGNAL **SEÑAL SALIDA**
SIGNALISATION DE SORTIE AUSGANGSSIGNAL

